SWEETWATER SPRINGS WATER DISTRICT

TO: Board of Directors **AGENDA NO. VI**

FROM: Steve Mack, General Manager

Meeting Date: May 7, 2009

Subject: General Manager's Report

RECOMMENDED ACTION: Receive report from the General Manager.

FISCAL IMPACT: None

DISCUSSION:

1. **Laboratory Testing:** Water quality tests confirm that all SSWD water meets all known State and Federal water quality standards.

2. **Water Production and Sales:** Water sales in February were 18,414 units (42.3 AF) and production was 63.2 AF. Sales and Production are starting to increase which is the seasonal pattern. Compared to one year ago, sales are lower, but production is about the same (44.1 and 63.1, respectively). The attached Figure 1 shows the 12 month moving averages since 2001.

3. **Leaks:** The District spends much staff time addressing leaks and we have an extensive capital program to replace water mains. In March we had 27 total leaks and spent 103 man hours on them. That's an increase from the prior months and similar to one year ago. The historical data show that the District has more leaks in the warmer months and this year appears to be following that trend. Figure 2 shows leak history and man-hours spent dealing with leaks since 2001.

4. **Capital Improvement Projects:** CIP IV-A, Project 1 is nearing completion. The contractor has completed most trenching and pipe installation on East Guernewood with the boring on Center Way starting soon. Final paving is needed on all elements and then Project 1 will be completed – likely in mid May. KAT Construction has been given the Notice to Proceed – May 11, 2009 - for Project 2, which is main replacement in the Monte Rio Terraces. KAT

Construction will be starting on the southwest element of the project first.

At the time of this agenda report we have not received word on the Economic Stimulus funds for CIP IV-B. That word is due any day.

5. **Water Shortages.** April did not provide much additional rainfall. Figure 3 shows the cumulative rainfall for this water year compared to the average cumulative rainfall. This item is discussed more fully in Agenda item V.C, Stage I Water Shortage Declaration.

6. **Water Rights.** We have not received final word on this from the State Board, but believe the license will be approved shortly, if it hasn't already happened.

7. **Swine Flu.** We are treating the Swine Flu situation as a safety issue. We have talked to staff about this and the need to use caution, and we will continue to follow developments.

Figure 1. Water Production and Sales 12 Month Moving Average
Sweetwater Springs Water District

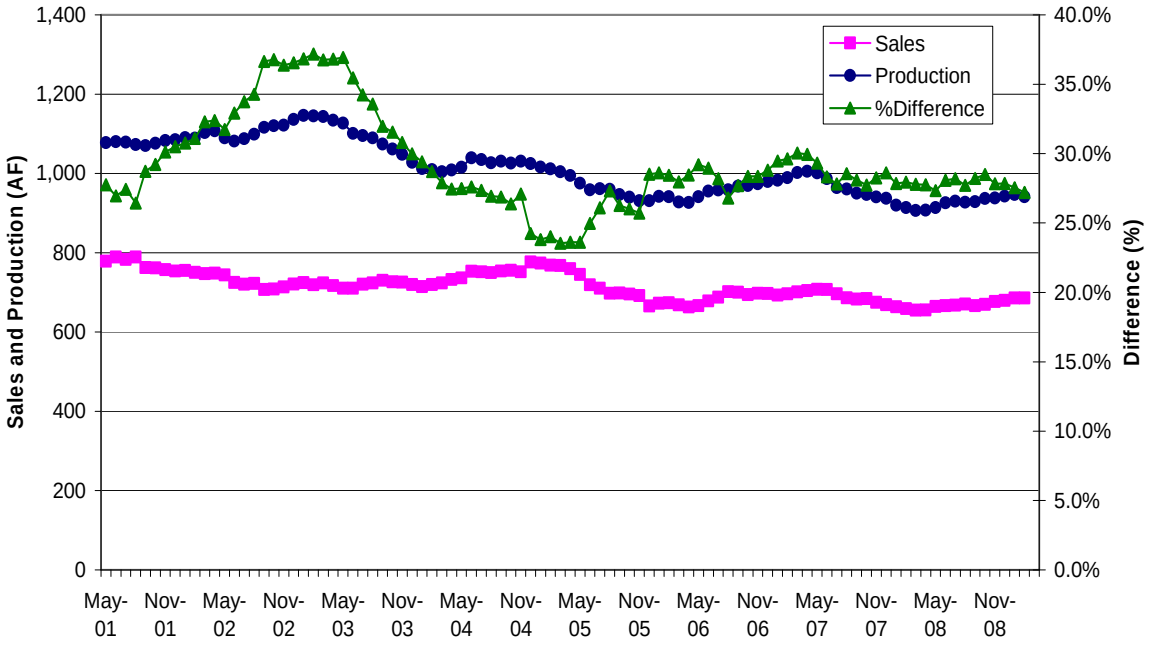

Figure 2. Sweetwater Springs Water District Total Pipeline Breaks and Hours Spent in Repair, Moving Annual Average

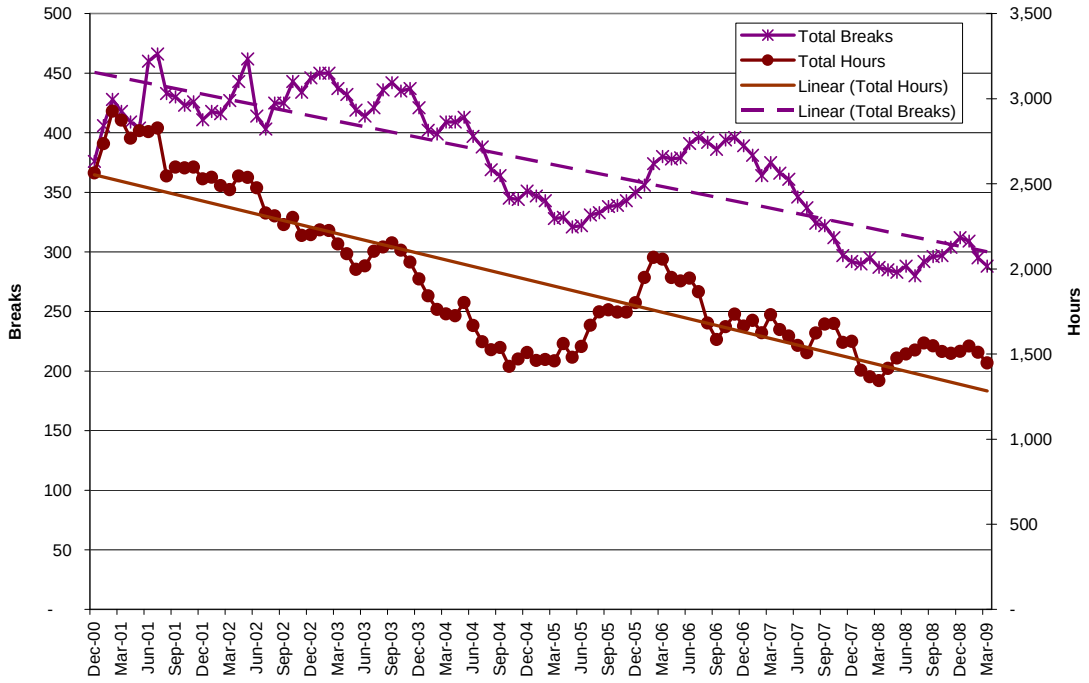
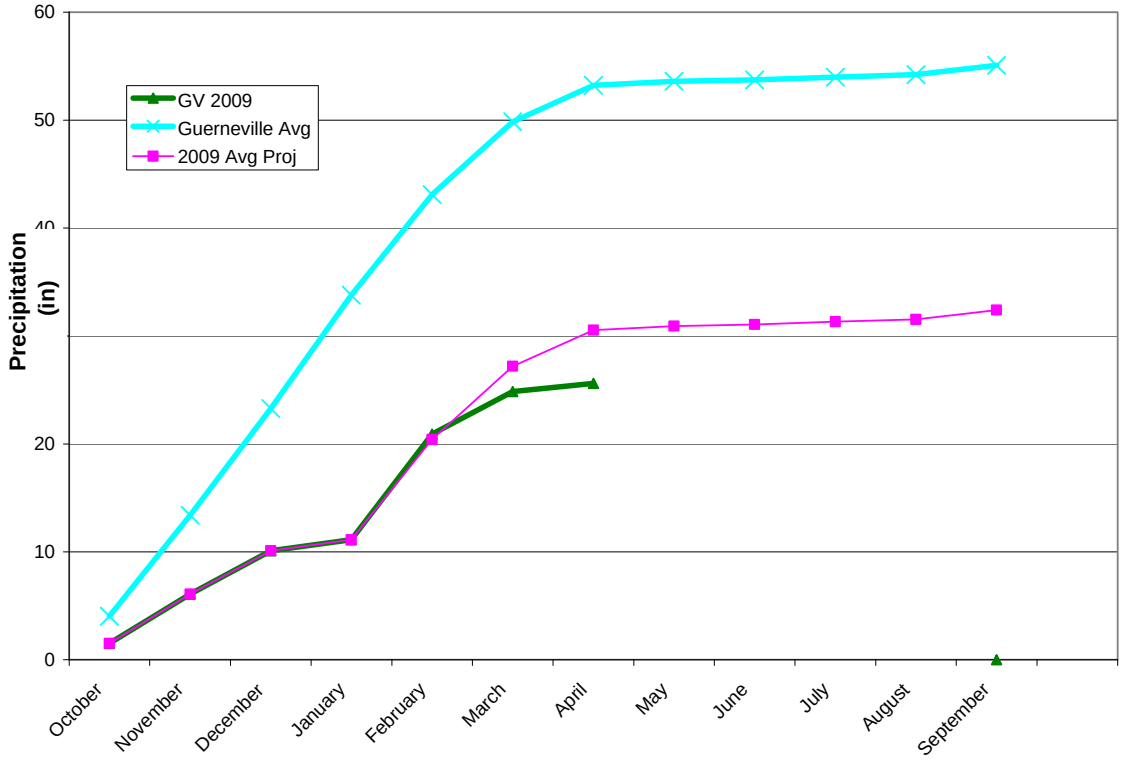
Figure 3. Guerneville Cumulative Monthly Rainfall